



# PACKTALK EDGE

POCKET GUIDE

EN/DE/FR/IT

SOUND BY

 JBL

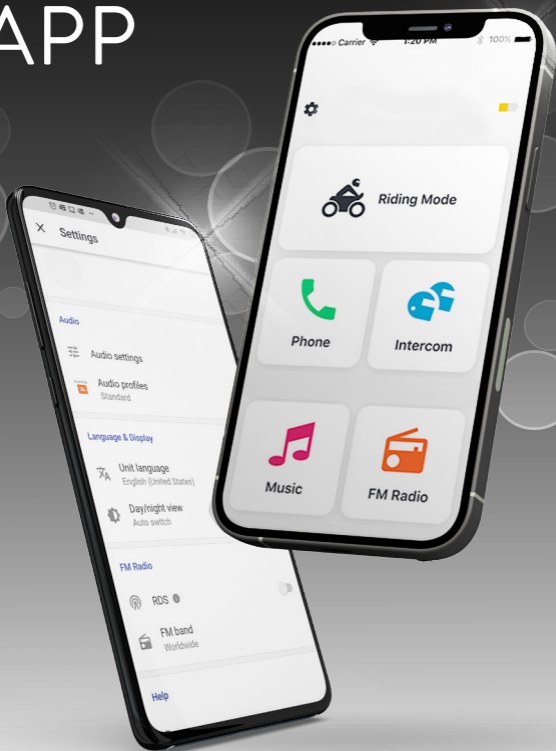


DYNAMIC  
**MESH**  
COMMUNICATION



OPERATED BY  
**NATURAL VOICE**

 **cardo**<sup>®</sup>  
**CONNECT**  
**APP**



Cardo Connect  
App



**1-2**

Getting Started | Erste Schritte | Démarrage | Iniziared

---

**3**

Cardo Connect App

---

**4**

General | Allgemein | Fonctions générales | Generale

---

**5-6**

Radio

---

**7**

Music | Musik | Musique | Musica

---

**8**

Switch Source | Quelle wechseln | Changer de source | Cambia sorgente

---

**9**

Phone Call | Telefongespräch | Appel téléphonique | Telefonata

---

**10**

DMC Intercom | DMC-Sprechanlage | Intercom DMC | Interfono DMC

---

**Advanced Features | Erweiterte Funktionen |  
Fonctionnalités avancées | Funzionalità avanzate**

---

**11**

Music Sharing | Musik teilen | Partage de musique | Condivisione della musica

---

**12**

DMC Intercom | DMC-Sprechanlage | Intercom DMC | Interfono DMC

---

**13**

Phone Call | Telefongespräch | Appel téléphonique | Telefonata

---

**14**

GPS Pairing | GPS-Kopplung | Appairage GPS | GPS Pairing

---

**15**

Universal Bluetooth intercom | Universelles Bluetooth-Kommunikationssystem |  
Intercom Bluetooth universel | Interfono Bluetooth universale

---

**16**

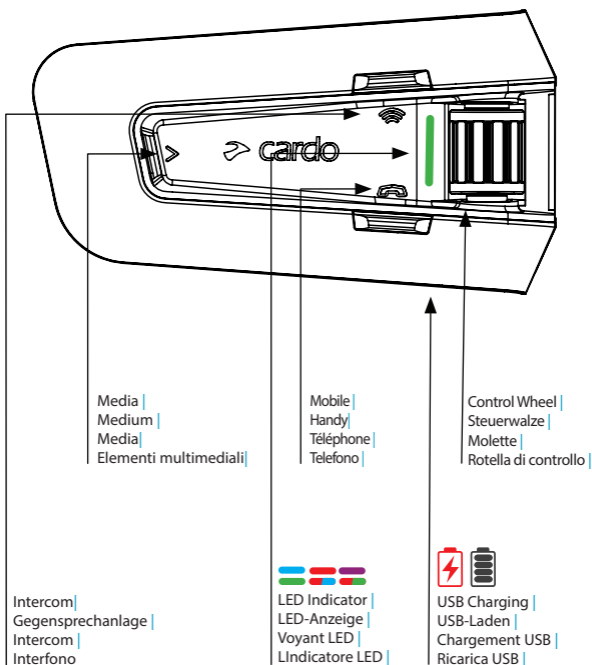
Reboot | Neustart | Redémarrer | Riavvia

---

**17-20**

Voice Commands - Always On! | Sprachbefehle – immer an! |  
Commandes vocales - Toujours activé ! | Comandi vocali: sempre attivi!


---

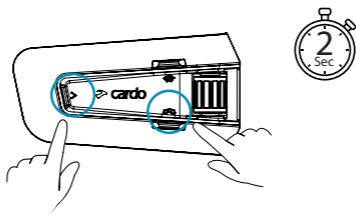



Press & Hold |  
Gedrückt halten |  
Appuyez & Maintenez |  
Tieni premuto

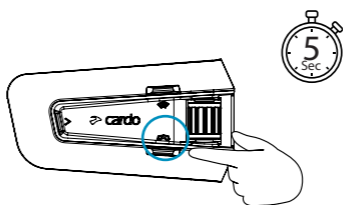


Number of Taps |  
Anzahl der Tipps |  
Nombre de clics |  
Numero di tocchi

 On / Off | Ein / Aus | On / Off | Acceso/Spento



 Phone Pairing | Telefon-Kopplung | Appairage au téléphone |  
Abbinamento telefono



LED Red & Blue | LED Rot und Blau | LED Rouge & Bleu | LED rosso e blu

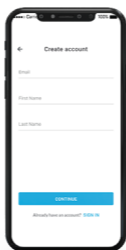




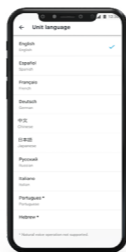
Download | Download | Télécharger | Scarica



Register | Registrieren | S'enregistrer | Registrati



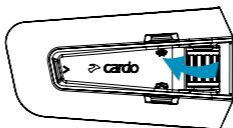
Choose Language | Sprache auswählen | Choisir langue | Scegli la lingua



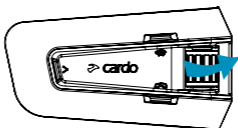
Update Software | Update Software | Actualisation du logiciel | Aggiornamento software



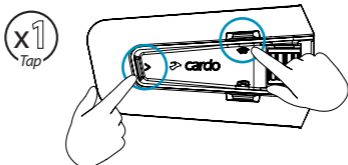
 Volume Up | Lautstärke erhöhen | Augmenter le volume | Alza il volume



 Volume Down | Lautstärke verringern | Baisser le volume | Abbassa il volume



 Mute / Unmute Microphone | Mikrofon stumm-/einschalten |  
Activer/désactiver le micro | Disattiva/Riattiva microfono



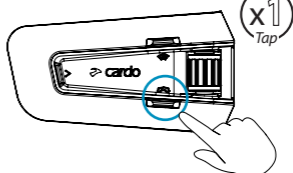
 Voice Assistant | Sprachassistent | Assistant vocal | Assistente vocale



Hey Siri

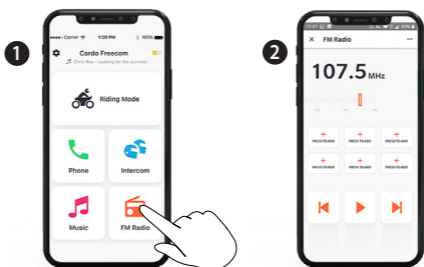


Google  
Assistant

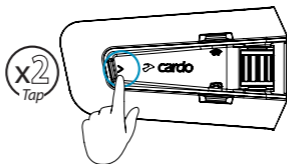




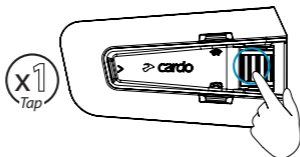
Set Presets | Voreinstellungen festlegen | Définir les pré-réglages |  
Imposta stazioni



On | Ein | On | Acceso

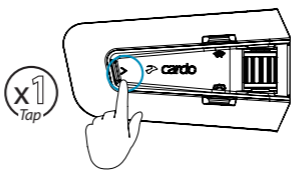


Off | Aus | Off | Spento

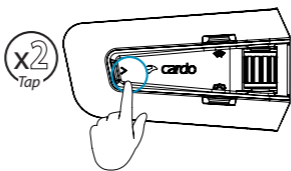




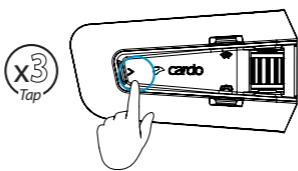
▶ Next Preset | Nächste Voreinstellung | Préréglage suivant | Stazione successiva



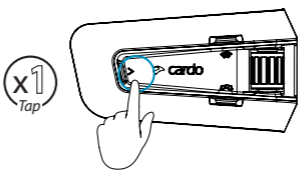
◀ Previous Preset | Frühere Voreinstellung | Préréglage précédent | Stazione precedente



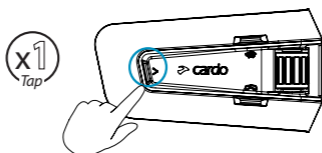
»» Start Scan | Suchlauf starten | Commencer la recherche | Inizia scansione



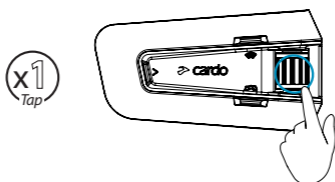
■ Stop Scan | Suchlauf beenden | Arrêter la recherche | Interrompi scansione



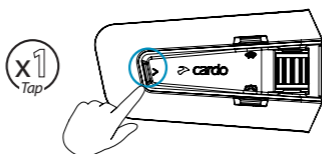
▶ On | Ein | On | Acceso



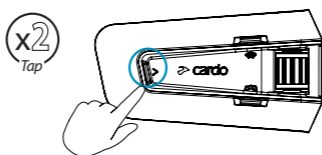
|| Off | Aus | Off | Spento



▶ Next | Weiter | Suivant | Successiva



◀ Previous | Zurück | Précédent | Precedente

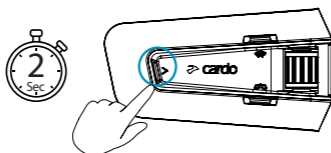




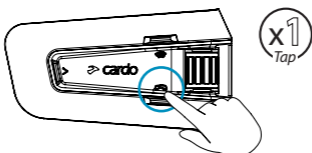
Music to Radio | Musik zu Radio | Musique vers radio | Da musica a radio



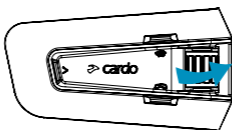
Radio to Music | Radio zu Musik | Radio vers musique | Da radio a musica



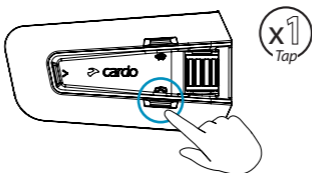
 Answer | Antworten | Répondre | Rispondi



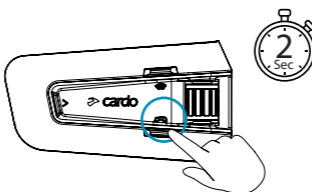
 Ignore | Ignorieren | Ignorer | Ignora



 End Call | Anruf beenden | Raccrocher | Termina chiamata



 Redial | Wahl wiederholen | Recomposer le numéro | Ricomponi





Grouping | Gruppierung | Regroupement | Raggruppamento



LED Red & Green | LED Rot und Grün |  
LED Rouge & Vert | LED rosso e verde

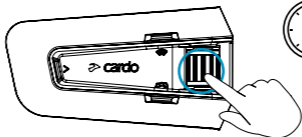


Grouping Success | Gruppierungserfolg |  
Regroupement réussi | Raggruppamento riuscito

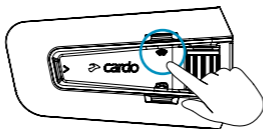
LED Purple | LED Lila |  
LED violet | LED viola



Mute / Unmute Group | Gruppe stumm-/einschalten | Activer/dés-  
activer le groupe | Attiva/Disattiva l'audio del gruppo



Share Call | Anruf teilen | Partager l'appel | Condividi chiamata



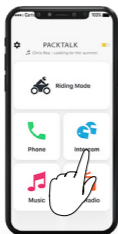
## Advanced Features | Erweiterte Funktionen |

### Music Sharing | Musik teilen | Partage de musique | Condivisione della musica

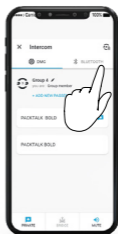


Set Sharing Partner | Freigabepartner festlegen |  
Définir le partenaire de partage | Imposta partner di condivisione

1



2



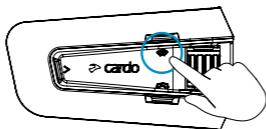
3



4



Start / Stop Sharing | Freigabe starten/beenden |  
Démarrer/Arrêter le partage | Avvia/Arresta condivisione

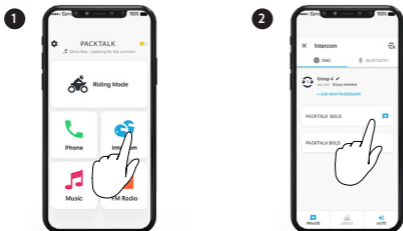


## Fonctionnalités avancées | Funzionalità avanzate

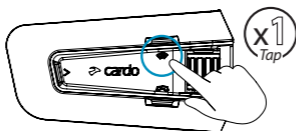
### DMC Intercom | DMC-Sprechanlage | Intercom DMC | Interfono DMC



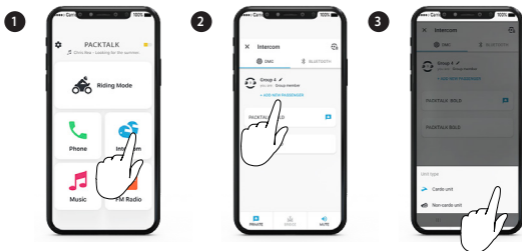
Set Private Chat Partner | Privatchat-Partner festlegen |  
Définir un partenaire de chat privé | Imposta partner di chat privata



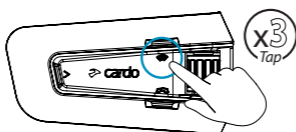
Start / Stop Private Chat | Privaten Chat starten/stoppen |  
Démarrer/arrêter le chat privé | Avvia/Arresta chat privata



Add Bluetooth passenger | Bluetooth-Beifahrer hinzufügen |  
Ajouter un passager Bluetooth | Aggiungi passeggero Bluetooth



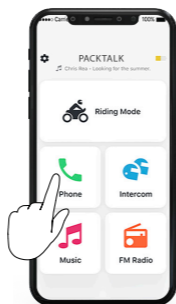
Start/Stop Passenger Intercom | Starten/Stoppen Sie Passenger Intercom |  
Mettre en marche/Arrêter l'intercom du passager | Avvia/Arresta interfono passeggero



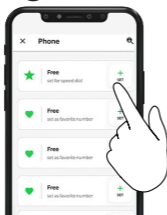


Set Speed Dial | Kurzwahl einstellen |  
Définir la numérotation abrégée | Imposta selezione rapida

1



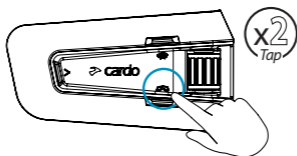
2



3



Call Speed Dial | Kurzwahl anwählen | Appel numérotation rapide |  
Chiama composizione veloce

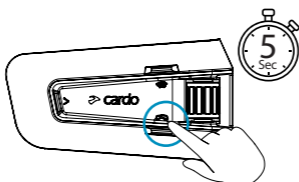




# Fonctionnalités avancées | Funzionalità avanzate

## GPS Pairing | GPS-Kopplung | Appairage GPS | GPS Pairing

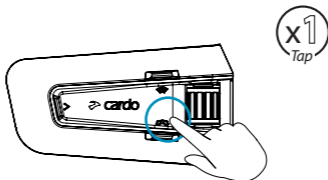
### 1 Step 1 | Schritt 1 | Étape 1 | Passo 1



LED Red & Blue | LED Rot und Grün |  
LED Rouge & Bleu | LED rosso e blu



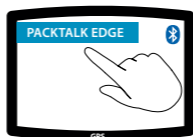
### 2 Step 2 | Schritt 2 | Étape 2 | Passo 2



LED Red & Green | LED Rot und Grün |  
LED Rouge & Vert | LED rosso e verde



### 3 Step 3 | Schritt 3 | Étape 3 | Passo 3

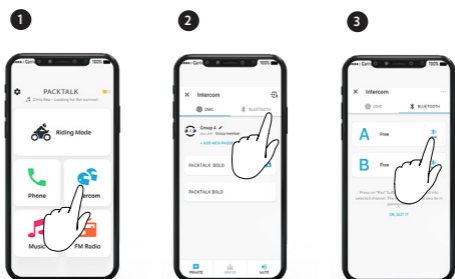


## Advanced Features | Erweiterte Funktionen |

### Universal Bluetooth intercom | Universelles Bluetooth-Kommunikationssystem | Intercom Bluetooth universel | Interfono Bluetooth universale

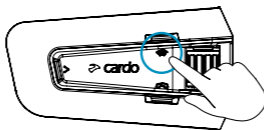


Bluetooth Intercom Pairing | Bluetooth-Sprechanlagekopplung |  
Couplage de l'intercom Bluetooth | Accoppiamento interfono Bluetooth



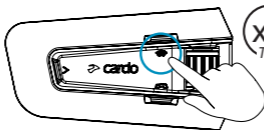
Start / Stop Intercom | Sprechanlage starten/stoppen |  
Démarrer/Arrêter l'interphone | Avvia/Arresta interfono

Rider A | Fahrer A | Pilote A | Pilota A



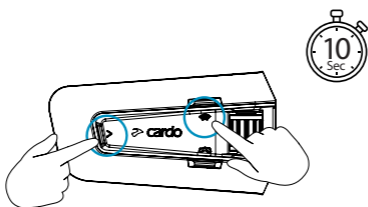
Start / Stop Intercom | Sprechanlage starten/stoppen |  
Démarrer/Arrêter l'interphone | Avvia/Arresta interfono

Rider B | Fahrer B | Pilote B | Pilota B

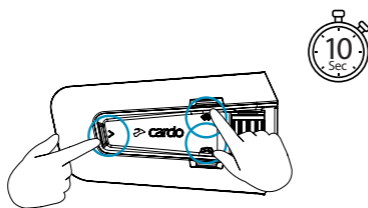


## Fonctionnalités avancées | Funzionalità avanzate

Reboot | Neustart | Redémarrer | Riavvia



Factory Reset | Auf Werkseinstellungen zurücksetzen |  
Réinitialisation des paramètres d'usine | Ripristino delle  
impostazioni di fabbrica



**E** English



- **Answer**
- **Ignore**
- "Hey Cardo, **end call**"
- "Hey Cardo, **speed dial**"
- "Hey Cardo, **redial number**"



- "Hey Cardo, **music on**"
- "Hey Cardo, **music off**"
- "Hey Cardo, **next track**"
- "Hey Cardo, **previous track**"
- "Hey Cardo, **share music**"



- "Hey Cardo, **radio on**"
- "Hey Cardo, **radio off**"
- "Hey Cardo, **next station**"
- "Hey Cardo, **previous station**"



- "Hey Cardo, **call intercom**"
- "Hey Cardo, **end intercom**"



- "**Hey Siri**"
- "**OK Google**"



- "Hey Cardo, **volume up**"
- "Hey Cardo, **volume down**"
- "Hey Cardo, **mute audio**"
- "Hey Cardo, **unmute audio**"
- "Hey Cardo, **mute microphone**"
- "Hey Cardo, **unmute microphone**"



- "Hey Cardo, **battery status**"

\*For Bluetooth intercom only

**D** Deutsch



- **Antworten**
- **Ignorieren**
- "Hey Cardo, **anruf beenden** "
- "Hey Cardo, **kurzwahl** "
- "Hey Cardo, **wahlwiederholung** "



- "Hey Cardo, **musik an** "
- "Hey Cardo, **musik aus** "
- "Hey Cardo, **titel vor** "
- "Hey Cardo, **titel zurück** "
- "Hey Cardo, **musik teilen** "



- "Hey Cardo, **radio an** "
- "Hey Cardo, **radio aus** "
- "Hey Cardo, **sender vor** "
- "Hey Cardo, **sender zurück** "



- "Hey Cardo, **interkom start** "
- "Hey Cardo, **Interkom stop** "



- "**Hey Siri**"
- "**Okay Google**"



- "Hey Cardo, **lauter** "
- "Hey Cardo, **leiser** "
- "Hey Cardo, **stumm ein** "
- "Hey Cardo, **stumm aus** "
- "Hey Cardo, **Mikrofon stumm schalten** "
- "Hey Cardo, **Mikrofon einschalten** "



- "Hey Cardo, **Akkustatus** "

\*Nur für Bluetooth-Sprechanlage

**F** Français



- **Réponds**
- **Ignore**
- "Hey Cardo, **raccroche**"
- "Hey Cardo, **numéro favori**"
- "Hey Cardo, **rappelle le numéro**"



- "Hey Cardo, **allume la musique**"
- "Hey Cardo, **éteins la musique**"
- "Hey Cardo, **morceau suivant**"
- "Hey Cardo, **morceau précédent**"
- "Hey Cardo, **partage la musique**"



- "Hey Cardo, **allume la radio**"
- "Hey Cardo, **éteins la radio**"
- "Hey Cardo, **station suivante**"
- "Hey Cardo, **station précédente**"



- "Hey Cardo, **appelle l'intercom**"
- "Hey Cardo, **quitte l'intercom**"



- **"Dis Siri"**
- **"Ok Google"**



- "Hey Cardo, **augmente le volume**"
- "Hey Cardo, **baisse le volume**"
- "Hey Cardo, **coupe le son**"
- "Hey Cardo, **active le son**"
- "Hey Cardo, **coupe le micro**"
- "Hey Cardo, **active le micro**"



- "Hey Cardo, **niveau de batterie**"

\*Pour l'interphone Bluetooth uniquement

/ Italiano



- **Pronto**
- **Ignora**
- "Ciao Cardo, **termina chiamata**"
- "Ciao Cardo, **selezione rapida**"
- "Ciao Cardo, **ricomponi il numero**"



- "Ciao Cardo, **accendi la musica**"
- "Ciao Cardo, **spegni la musica**"
- "Ciao Cardo, **traccia successiva**"
- "Ciao Cardo, **traccia precedente**"
- "Ciao Cardo, **condividi musica**"



- "Ciao Cardo, **accendi la radio**"
- "Ciao Cardo, **spegni la radio**"
- "Ciao Cardo, **stazione successiva**"
- "Ciao Cardo, **stazione precedente**"



- "Ciao Cardo, **chiama interfono**"
- "Ciao Cardo, **termina interfono**"



- **"Ehi Siri"**
- **"Okay Google"**



- "Ciao Cardo, **alza il volume**"
- "Ciao Cardo, **abbassa il volume**"
- "Ciao Cardo, **silenzia audio**"
- "Ciao Cardo, **riattiva audio**"
- "Ciao Cardo, **disattiva microfono**"
- "Ciao Cardo, **riattiva microfono**"

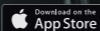


- "Ciao Cardo, **livello della batteria**"

\*Solo per interfono Bluetooth



[cardosystems.com](http://cardosystems.com)



Cardo Connect  
App

[Cardosystems.com/update](http://Cardosystems.com/update)

[Cardosystems.com/support](http://Cardosystems.com/support)

